



**अटल बिहारी वाजपेयी मेडिकल यूनिवर्सिटी, उत्तर प्रदेश**  
**Atal Bihari Vajpayee Medical University, Uttar Pradesh**

# Information Bulletin

**for Post Basic B.Sc. Nursing Course (2 Years)**

**Common Nursing Entrance Test (CNET) - 2025**

**Academic Session 2025-26**

**For All Government/Private Nursing Colleges Affiliated to ABVMU**

|                                       |   |
|---------------------------------------|---|
| • Application form Available (Online) | : 24 <sup>th</sup> March 2025 (Monday)                                |
| • Last Date of Application            | : 26 <sup>th</sup> April 2025 (Saturday) 11:59 PM                     |
| • Form Correction Window*             | : 19 <sup>th</sup> April 2025 to 26 <sup>th</sup> April 2025 11:59 PM |
| • Admit card available online from**  | : 14 <sup>th</sup> May 2025 (Wednesday)                               |
| • Entrance Examination                | : 21 <sup>th</sup> May 2025 (Wednesday)                               |
| • Place of Examination                | : To be intimated on Admit Card.                                      |
| • Date of Result Declaration          | : To be announced on website  |

\*Form Editing will only be permitted for limited entries.

\*\*Tentative Date of Admit Card

Advertisement No.- 01/Entrance-Exam/ABVMU/2025

Website - [www.abvmuup.edu.in](http://www.abvmuup.edu.in)

Email - [cnetup25@gmail.com](mailto:cnetup25@gmail.com)

Helpline Contact No: 9889383779, 9889383797 (10:00 AM-6:00 PM)

**INDEX**

| <b>S.No.</b> | <b>Contents</b>  | <b>Page</b>  |
|--------------|--|--------------|
| <b>1.</b>    | <b>General Information</b>   | <b>3</b>     |
| <b>2.</b>    | <b>Important Information</b> <ul style="list-style-type: none"> <li>• Examination Fee</li> <li>• Eligibility Criteria                             <ul style="list-style-type: none"> <li>• Age</li> <li>• Minimum qualifications for admission are as per INC Regulation</li> </ul> </li> <li>• Reservation Policy</li> </ul>  | <b>4-5</b>   |
| <b>3.</b>    | <b>Instructions to Candidates for Filling Online Application Form</b>  | <b>6</b>     |
| <b>4.</b>    | <b>Steps for online Form filling: Flow Chart</b>   | <b>7</b>     |
| <b>5.</b>    | <b>Steps for Filling Application Form</b> <ul style="list-style-type: none"> <li>• Step 1: Candidate's Registration</li> <li>• Step 2: Login and Application Form Filling                             <ul style="list-style-type: none"> <li>• Stage 1: Personal Information</li> <li>• Stage 2: Address</li> <li>• Stage 3: Educational Qualifications &amp; Centre City Preferences</li> <li>• Stage 4: Photo, Signature and Verification Sheet</li> <li>• Stage 5: Bank Details and Form Preview</li> <li>• Stage 6: Live Photo Uploading</li> </ul> </li> <li>• Step 3: Fee Submission</li> <li>• Step 4: Final Form Submission</li> </ul> | <b>8-12</b>  |
| <b>6.</b>    | <b>Admit Card</b>  | <b>13</b>    |
| <b>7.</b>    | <b>Examination</b> <ul style="list-style-type: none"> <li>• Date</li> <li>• Time</li> <li>• Venue</li> <li>• Mode of Examination</li> <li>• Number of Questions</li> <li>• Marks</li> <li>• Medium of Examination</li> <li>• Syllabus</li> <li>• Minimum Qualifying Marks</li> <li>• Instruction to be followed at the Examination Centre</li> <li>• Barred Items</li> <li>• Unfair Means of Examination</li> <li>• Punishment for using Unfair means practices</li> <li>• Cancellation of Result</li> </ul>   | <b>14-16</b> |
| <b>8.</b>    | <b>Result</b> <ul style="list-style-type: none"> <li>• Declaration of Result</li> <li>• Merit List</li> <li>• The inter-se-merit of candidates for tie-breaking</li> <li>• Counselling Procedure</li> <li>• Admission</li> </ul>   | <b>17</b>    |

## General Information

Atal Bihari Vajpayee Medical University, (ABVMU), Lucknow, UP, is conducting the Common Nursing Entrance Test (CNET) for admission to Post Basic B.Sc. Nursing Course (2 Years) for Academic Session 2025-26 for the **All Government/Private Nursing Colleges Affiliated to ABVMU**.

1. All admissions in Post Basic B.Sc. Nursing Course (2 Years) in the above Institutions/ Universities for academic session 2025-26 will be done through this Common Nursing Entrance Test (CNET) only. No direct admission in above institution will be allowed.
2. Centres for Common Nursing Entrance Test (CNET) will be available in following cities\*:

|               |                         |                |
|---------------|-------------------------|----------------|
| 1. Agra       | 2. Aligarh              | 3. Ayodhya     |
| 4. Azamgarh   | 5. Bareilly             | 6. Basti       |
| 7. Banda      | 8. Ghaziabad            | 9. Gonda       |
| 10. Gorakhpur | 11. Jhansi              | 12. Kanpur     |
| 13. Lucknow   | 14. Meerut              | 15. Mirzapur   |
| 16. Moradabad | 17. Prayagraj           | 18. Saharanpur |
| 19. Varanasi  | 20. Gautam Buddha Nagar |                |

\*These cities may change for administrative reasons.

3. Entrance test will be conducted in offline mode.
4. **Application form should be filled through online mode only.**
5. **No Application Form shall be received by post or any other means.**
6. Application forms for Common Nursing Entrance Test (CNET) for admission to Post Basic B.Sc. Nursing Course (2 Years) for academic session 2025-26 will be available on University Website [www.abvmuup.edu.in](http://www.abvmuup.edu.in) from Thursday, **24<sup>th</sup> March 2025 (Monday)**.
7. Only completely filled and submitted application form will be accepted.

## Important Information

### Examination Fee

1. Candidates from the **Unreserved/Other Backward Classes (UR/OBC)** category will have to pay an entrance test fee of **Rs. 3000/-** while candidates from **Scheduled Cast/Scheduled Tribe/Persons with Disability (SC/ST/PwD)** category will have to pay an entrance test fee of **Rs. 2000/-**.
2. Examination Fee shall be submitted online with the application form.
3. Once the fee has been submitted there shall be no refund of fee and it is non-transferable for any other examination.

### Eligibility Criteria

- **Age:** - Minimum age for admission is 17 years on or before 31<sup>st</sup> December 2025.
- **Minimum qualifications for admission are as per INC Regulation: -**
  1. Candidates should have passed Higher Secondary or Senior Secondary or Intermediate (12th Standard examination) or (10+2) or an equivalent exam recognized by the University for this purpose. Those who have done 10+1 in or before 1986 will be eligible for admission.
  2. Obtained a certificate in General Nursing and Midwifery (GNM) and registered as R.N.R.M. with the State Nurses Registration Council.
  3. A male nurse, trained before the implementation of the new integrated course besides being registered as a nurse with State Nurses Registration Council, shall produce evidence of training approved by Indian Nursing Council for a similar duration in lieu of midwifery in any one of the following areas:
    - a. O.T. Techniques
    - b. Ophthalmic Nursing
    - c. Leprosy Nursing
    - d. TB Nursing
    - e. Psychiatric Nursing
    - f. Neurological and Neuro Surgical Nursing
    - g. Community Health Nursing
    - h. Cancer Nursing
    - i. Orthopaedic Nursing
  4. Colour blind candidates are eligible provided that colour corrective contact lens and spectacles are worn by such candidates.
  5. The selection of candidates will be subject to medical fitness. No selected candidate will be permitted to join the course unless declared medically fit by the Medical Board constituted by the Government Medical College or the District CMO.
  6. Married candidates are also eligible for admission.

**Reservation Policy: -**

1. Reservation as per the State Government under the reservation policy and within the sanctioned number of seats by Indian Nursing Council (INC) / State Government and not above it.
2. Any change in reservation policy will be followed as per the Uttar Pradesh State Government directives.
3. Reservation for disability (PwD): 5% Horizontal reservation will be considered for disabled candidates with a **disability of loco-motor to the tune of 40% to 50% of the lower extremity** and other eligibility criteria with regard to qualification will be same as prescribed for Unreserved (UR) category candidates. (The Gazette of India No. 275 dated 05<sup>th</sup> July 2021).

**NOTE: PwD candidates taking admission has to be examined by a medical examination board constituted by the Government Medical Colleges/ Institutions with a Nursing Expert for verification of the disability of loco-motor to the tune of 40-50% of lower limb.**

4. Caste Certificates issued **ONLY** by the competent authority (Tehsildar/SDM) of Uttar Pradesh Government are acceptable. **These certificates should be verifiable online through an official Government Portal/Website.**
5. EWS quota of 10% may be admissible as per directives of the U.P. Government from time to time. A valid certificate issued by competent authority (Tehsildar/SDM) of Uttar Pradesh Government shall be required for counselling. **These certificates should be verifiable online through an official Government Portal/Website.**
6. Valid OBC certificate issued only on or after 1<sup>st</sup> April 2025 will be acceptable.
7. Valid EWS certificate issued only on or after 1<sup>st</sup> April 2025 will be acceptable.
8. Dependent of Freedom Fighter certificate issued from District Magistrate will be acceptable.
9. Valid Ex Servicemen certificate issued from competent authority will be acceptable.
10. Valid NCC certificate “**C certificate with grade B**” issued by authorized battalion on prescribed format for NCC will be acceptable. NCC ‘A’ and ‘B’ Certificates will not be considered for benefit of reservation under this category.

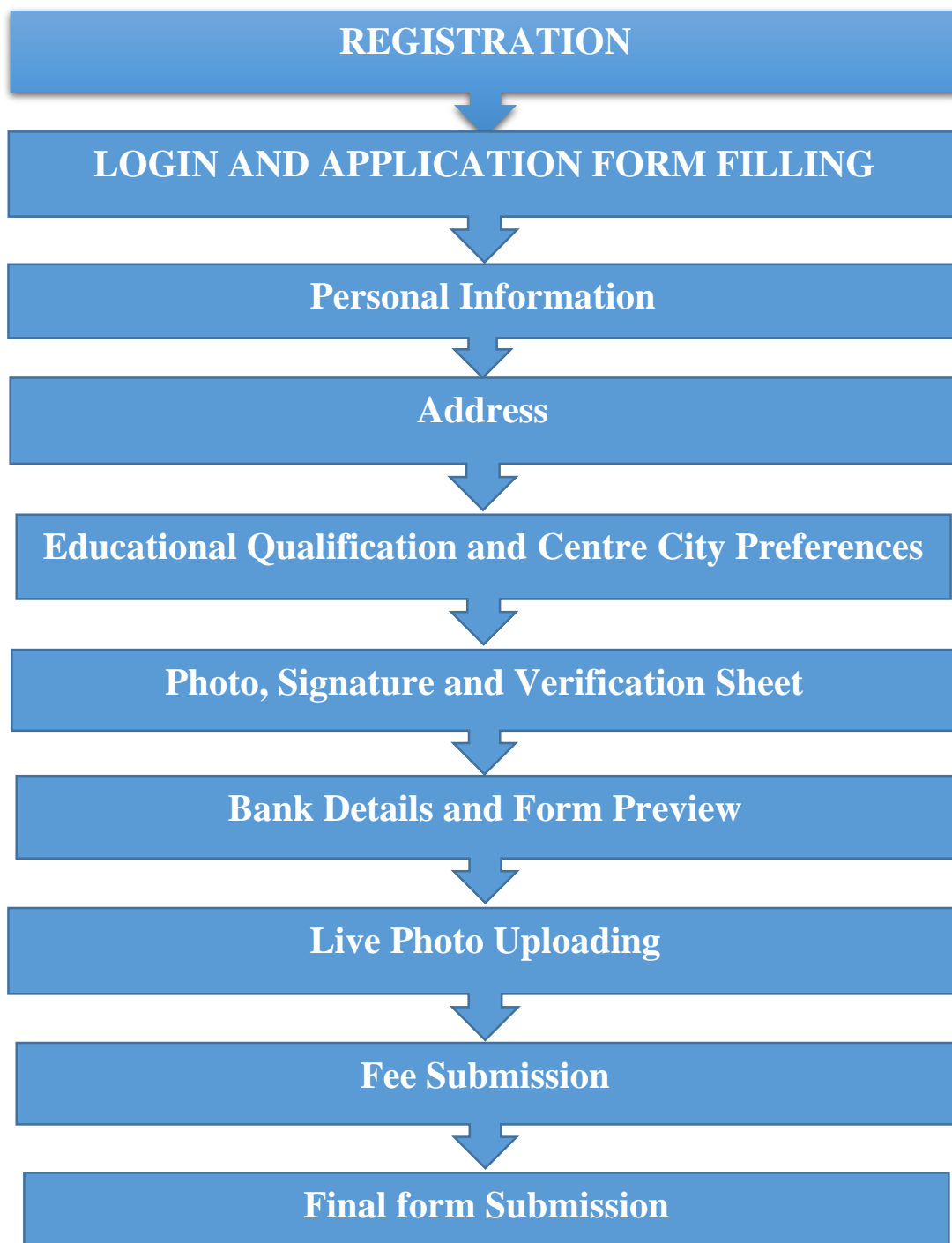
**Note: -**

- **For admission to Government Nursing colleges, the candidate must be a domicile of Uttar Pradesh (Candidate is having the Domicile certificate of Uttar Pradesh issued from a competent authority OR candidate has passed 10<sup>th</sup> and 12<sup>th</sup> (10+2) BOTH board Examinations from Uttar Pradesh OR has passed GNM from recognized School/ College of Uttar Pradesh).**
- **Reservation for Minority and any other category Educational Institution will be as per Govt. of UP norms/ directives.**
- **Only Indian citizens are eligible for admission.**

## Instructions to Candidates for filling Online Application Form

- Candidate must carefully read the instructions for filling out the online application form before proceeding.
- Application shall be submitted through the online mode only via the website [www.abvmuup.edu.in](http://www.abvmuup.edu.in)
- No application form shall be received by post or by any other mode.
- Candidate must ensure that all information provided in the application form is correct, if any information is found incorrect or wrong at any stage then the candidature /admission will be cancelled.
- Admission to Post Basic B.Sc. Nursing Course for All Government/Private Nursing Colleges Affiliated to ABVMU will be done through CNET-2025 only.
- It is hereby informed that if any applicant has provided false information solely for the purpose of appearing in the examination for practice or any other purpose, the applicant will be debarred from Entrance Examination in future.
- **Candidate should register from personal email id and Mobile number only, as all information/communication will be sent on the registered email address and mobile. They should also not share their Registration No. with any other person for security purposes.**
- **Registered credentials (Email/Mobile) and Registration Id will be used for all communications** and will be required for obtaining the Admit card, Result, Counselling details, Allotment Letter and Admission etc.
- Candidate should register from personal email id and Mobile number only and Registration No. should not be shared with any other person for the security purpose.
- Candidate should note their Registration Id & login password.
- University disclaims any liability that may arise to a candidate due to incorrect information provided by him/her in his/her online Application Form.
- Be extremely careful in filling in the Application Form. Candidate must check and ensure that all information and details filled by him/her are correct.
- No Change in the application form will be possible after final submission.
- Incomplete application will be rejected without any further intimation.
- Download the verification proforma before filling the application. Take a print out of downloaded PDF in A4 size paper and fill it with a blue ballpoint pen in own handwriting.
- The examination fee once deposited will not be refunded. The fee will not be carried forward to a future examination.
- Application once submitted cannot be withdrawn. **Candidate must note that mere deduction of fee from the bank account is not proof of fee payment.** The payment should be supported by fee payment receipt.
- A message **“your application form has been successfully submitted”** will appear on the screen after the final submission of your application form. Kindly ensure yourself that you receive this message to confirm the final submission of your application form. Unless the candidate see this message, he/she should not assume final form submission.

## Steps for Online Form filling: Flow Chart



## Steps for filling Application Form

### Step 1: Candidate Registration:

- 1.1 Candidate should visit the official website of the Atal Bihari Vajpayee Medical University, UP- [www.abvmuup.edu.in](http://www.abvmuup.edu.in) and Click on the Link for **Common Nursing Entrance Test (CNET) 2025**.
- 1.2 Candidate should first register by clicking the **“Register”** button for **Post Basic B.Sc. Nursing**.
- 1.3 During the registration process the candidate will have to submit the following information:
  - a) First Name (As per Class 10th Certificate/Marksheet)
  - b) Middle Name
  - c) Last Name
  - d) Father’s Name (As per Class 10th Certificate/Marksheet)
  - e) Mother’s Name (As per Class 10th Certificate/Marksheet)
  - f) Date of Birth (As per Class 10th Certificate/Marksheet),
  - g) Gender
  - h) Email Address (Valid Email for Future Information & Notifications)
  - i) Mobile Number & Alternate Mobile Number (Valid & Active Number for SMS based delivery of Registration Number & Password)
  - j) WhatsApp Number
  - k) Category
  - l) Sub-Category
- 1.4 Candidate should preview the filled information and confirm the same before proceeding to final submission of registration information.
- 1.5 **After confirming the information, the candidate will receive two separate verification OTPs on their registered email & mobile. Candidate has to ensure that the correct Mobile OTP and Email OTP are submitted. This is a mandatory step for successful candidate registration of the candidate.**
- 1.6 **One Primary Mobile Number and Email once verified, can be used for a single registration only.**
- 1.7 Upon successful completion of the registration, the candidate will receive his/her Unique Registration Id number & One-Time Login password on their registered mobile number and email address.
- 1.8 Information submitted at this stage will be auto filled in the Personal Information Section (Stage 1) of the application form.
- 1.9 **Primary Information submitted during registration cannot be changed or altered at any later stage. The editing in the limited field(s) will be allowed during Form correction window.**

### **IMPORTANT NOTE:**

- It is to be noted that the details of the candidate like name, date of birth, gender, mother’s and father’s names in the application form must match with class 10th certificate. The Registration Id number is the unique identification for a candidate and must be kept securely and should not be shared with others.
- If a candidate forgets his/her Registration Id number, click on **“Forgot Registration Id Number”** on official website to receive again Unique Registration Id number on registered mobile number via a SMS or E-mail.



**Step 2: Login & Application Form Filling:**

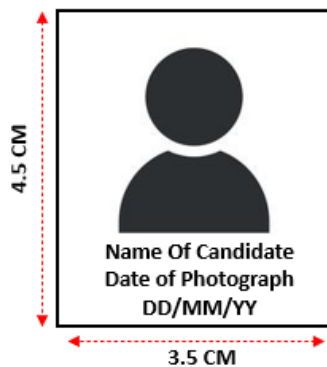
- 2.1 Once the candidate has successfully registered, he/she is required to login into the application portal for application form filling by clicking the **“Login”** button for Post Basic B.Sc. Nursing.
- 2.2 For the first login, the candidate will be required to submit his/her Unique Registration ID Number and one-time login password which was sent to the email/mobile number at the time of Registration.
- 2.3 Once successfully logged in, it is mandatory for the candidate to change the default password after the **first login**. Without changing the default password, the candidate will not be able to proceed further with the application form filling & fee payment.
- 2.4 If a candidate forgets his/her Password, click on **“Forgot Password”** to receive an OTP on registered mobile number/e-mail to reset the Password.
- 2.5 The Candidate will have to Click on the **“Fill Form”** button to start filling the form.
- 2.6 Candidates should click the **“Save & Next”** button after filling the details at each stage of the application form, so that they are able to review, update or edit the application at any time prior to final submission.
- 2.7 **Application Form - Stage 1: Personal Information**  
At the first stage of the form, the applicant has to fill personal information. Most of the information on this stage of the application form is **pre-filled using the registration data filled by the applicant during the registration stage.**
- 2.8 **Application Form - Stage 2: Address**
  - I. In this stage, the candidate must fill his or her Residential details, including Address, State, City and Pin Code.
  - II. If the candidate has a different Correspondence address, they can choose to update that or select the option to keep the Residential Details and the Correspondence Address the same.
- 2.9 **Application Form - Stage 3: Educational Qualifications & Centre City Preferences**
  - I. At this stage, the candidate will have to submit the details of his/her educational qualifications as per the Eligibility Notification for each course. These details will include but are not limited to 10th & 12th total marks obtained, total marks, Board/School/College Name etc.
  - II. In case the applicant is still awaiting his/her GNM result, he/she has the option to select **“Appearing”** for that particular class. Please note that the candidate would still have to update the marks before results of CNET-2025 are announced. For this, the applicants will be given an opportunity to update his/her marks immediately after the CNET-2025 Entrance Examination. Option to update the marks will be given in the CNET-2025 Portal.
  - III. The applicant has to provide his/her preference of the test centre city. A total of 3 choices have to be made in order of preference, however Test center city may change due to administrative reasons.

2.10 **Application Form - Stage 4: Photo, Signature and Verification Sheet**

At this stage the candidate has to upload his/her photo, signature and a scanned copy of duly filled verification sheet.


**Instructions/Guidelines for uploading Photograph**

- The photograph should be a full face, from front, with white background and without spectacles.
- Both ears should be visible.
- The name of the candidate and the date of photograph (DD/MM/YY) taken should be placed on the photograph (sample given below).
- The format (.jpg) should be between (50-200KB size).
- The image dimensions should be 4.5 X 3.5 cm (passport size).
- The candidate must not wear any glasses.
- The candidate must not wear a hat/cap on his/her head.



**Instructions/Guidelines for uploading Signature:**

- The signature must be in running handwriting with a black ball point pen.
- Signature should be on a white paper with no linings.
- The Image should be in (.jpg) format and size should be between (50-200KB size).
- Signature done in CAPITAL letters is not acceptable.
- Signature image should be scanned or photographed for uploading.
- Overwriting in signature is prohibited.



**Instructions/Guidelines for uploading Verification Sheet:**

The Verification Sheet proforma can be downloaded from the CNET 2025 Applicant Dashboard or at the beginning of Stage 4. It is recommended to complete the Verification in advance before the online submission of application form.

**Note:** If at any stage it is found that the signature or photograph has been forged, the case will be considered as ‘Unfair Means Practices’ and action will be taken accordingly.

2.11 **Application Form - Stage 5: Bank Details and Form Preview**

- I. A refund, if necessary, will be done at the bank information provided by the candidate. In case of failure, the source of payment will be utilized for refund.
- II. The candidate has to submit his/her Bank Account Details to process the refund in case the need arises.
- III. The Candidate is mandatorily required to upload a copy of the passbook or a copy of a cancelled cheque.
- IV. After submitting the Bank Details and uploading the Copy of Bank Passbook or a copy of a cancelled cheque the candidate will move to the “**Form Preview**” Section.
- V. The Candidate will now click on the “**Upload Live Photo**” to be redirected to the live photo uploading module.

2.12 **Application Form - Stage 6: Live Photo Uploading**

- I. The Portal provides a feature to capture live photographs of the Candidate using the Webcam on Computer/Laptop or Mobile Phone. Candidates must take necessary precautions while capture their photographs. The following instructions should particularly be kept in mind during the live Photo Capture:
  - a) Find a place with good light and plain background.
  - b) Ensure the camera is at eye level before taking the photo.
  - c) Position yourself directly in front of the webcam and look straight ahead.
  - d) Candidates shouldn't wear a cap, mask or glasses / spectacles while taking a live photo.
  - e) Candidate should ensure the appearance in the live photo should be like the previously clicked passport size photograph.
- II. The live Photo module automatically detects the face movement to auto capture live photographs. Instructions for face movement directions are available in the Application Form.
- III. Failing to follow above guidelines for live photo capturing may result in the Cancellation of Candidature.
- IV. Once the live photograph is satisfactorily captured, the Candidate has to Click on the “**Upload Live Photograph**” button.
- V. The next step of the online application form is to check the Declaration Box to declare that the information submitted is true and correct. Once the declaration is agreed upon by checking the box [✓] the candidate has to click on “**Save & Pay Fee**” button.

### Step 3: Fee submission

- 3.1 Once the candidate has successfully finished filling their application form on the **CNET-2025**, click on **“Pay Fee for Post Basic B.Sc. Nursing”** button to pay the mandatory application fee.
- 3.2 On clicking the **“Pay Fee for Post Basic B.Sc. Nursing”** button, the candidate will be redirected to an Online Payment Gateway to pay the Application Fee Online via a Debit Card / Credit Card/ Net Banking or UPI.
  - a) **In case of payment failure, the candidate can attempt the payment again. Candidate should attempt for fresh payment only-after receiving message of unsuccessful attempt of last payment done or**  
**In case if no message received, candidate should wait for 30 minutes before making any further payment.**
  - b) **IMPORTANT: IN CASE OF MULTIPLE PAYMENTS AT THE TIME OF FEE SUBMISSION, THE REFUND WILL BE DONE TO THE SOURCE FROM WHERE THE PAYMENT WAS ORIGINALLY MADE.**
  - c) The latest successful payment will be considered for filling the application form and any old payments will be refunded to the source.
  - d) Candidate will receive a payment receipt upon a successful payment confirmation on the portal in candidate login.

### Step 4: Final form submission

- 4.1 After the successful payment confirmation through the portal, the application form will be automatically submitted and a confirmation message will be shown on the portal.
- 4.2 A message **“your application form has been successfully submitted”** will appear on the screen after the final submission of your application form. Kindly ensure yourself that you receive this message to confirm the final submission of your application form. Unless the candidate see this message, he/she should not assume final form submission.
- 4.3 After successful final submission of the application form, a confirmation email will be sent to the candidate on his/her registered email.
- 4.4 The candidate will be able to download the final submitted application form by clicking on **Print** Button form after the successful submission of application fee.

## Admit Card

- Admit Card will be available online and can be downloaded from the Atal Bihari Vajpayee Medical University, U.P. website – “[www.abvmuup.edu.in](http://www.abvmuup.edu.in)” using candidates Registered Id Number & Login Password.
- The candidate has to appear for the Examination at the allotted Centre on the Date and Time as indicated in their Admit Card.
- The candidate must take a colored print out of the admit card.
- Admit Card will not be sent by post.
- Duplicate Admit Card for CNET 2025 will not be issued under any circumstances at the Examination Centre.
- The candidate must not temper with the Admit Card or change any entry made therein.
- Candidates are advised to preserve his/her Admit Card in good condition for future reference.
- Issue of Admit Card, however, shall not necessarily mean acceptance of eligibility which shall be further scrutinized at subsequent stages of the admission process.
- The candidate will be photographed/videographed along with their Admit Card at the Examination Centre for verification process.
- Digital format of the Admit Card will not be accepted at the examination Centre.
- **Instructions for entrance test are given in the next Section. These instructions to be followed at the Examination Centre should be strictly followed.**

## Examination

**Date:** 21<sup>th</sup> May 2025 (Wednesday)

**Time:** 11:00 AM to 1:20 PM (140 Minutes)

**Venue:** As mentioned on the admit card.

**Mode of Examination:** MCQs - Objective/Multiple Choice Response Questions to be answered on Optical Mark Reader Sheet (OMR sheet) using black ball point pen provided at the examination Centre.

**Number of Questions:** 120

**Marks:** Each single correct response will get **01 mark**. **No Negative Marking** for incorrect or multiple response.

**Medium of Examination:** English

**Syllabus:** Subjects of General Nursing & Midwifery (GNM) course level.

- There will be 120 Multiple Choice Questions.
- Question paper will be in three sections. Section A, B and C of 66, 36 and 18 marks each respectively.

### Section A (66 Marks)

1. Medical Surgical Nursing
2. Community Health Nursing
3. Mental Health Nursing
4. Child Health Nursing
5. Midwifery & Gynecological Nursing

### Section B (36 marks)

1. Bio Sciences (Anatomy & Physiology, Microbiology)
2. Nursing Foundations (Fundamentals of Nursing, First Aid)
3. Behavioral Sciences (Psychology, Sociology)

### Section C (18 marks)

1. Computer Education
2. English
3. Nursing Education
4. Introduction to Research and statistics
5. Professional Trends & Adjustments
6. Nursing Administration & Ward Management

### Minimum Qualifying Marks:

The minimum qualifying marks of entrance test for admission to Post Basic B.Sc. Nursing is as under:

|                 |                             |
|-----------------|-----------------------------|
| General -       | 50 <sup>th</sup> percentile |
| General- PwD -  | 45 <sup>th</sup> percentile |
| SC/ST/OBC-      | 40 <sup>th</sup> percentile |
| SC/ST/OBC-PwD - | 40 <sup>th</sup> percentile |

**Instruction to be followed at the Examination Centre**

- **Reporting Time: 9:00 AM** (Two hours before the start of Examination).
- **Mandatory bio-metric capturing will be done at the Entry gate of the Test Centre, failing which the candidate will not be allowed to enter the test centre.**
- **No Entry at the examination centre will be allowed after 10:15 AM.**
- No candidate will be allowed to leave the Examination Hall before the end of Examination time.
- **Before leaving the Examination Hall the candidate must ensure that Question Booklet along with original OMR answer sheet & office copy of OMR sheet are handed over to the invigilator. Failure to do so will be considered as Unfair Means Practices.**

**Barred Items:** All candidate will undergo to extensive and compulsory frisking before entering the Examination Centre. The candidate is not allowed to carry the following items inside the Examination Centre under any circumstances-

- a) Any item like textual material (printed or written), bits of papers, Geometry/Pencil Box, Plastic Pouch, Calculator, Pen, Scale, Writing Pad, Pen Drives, Eraser, Log Table, Electronic Pen/Scanner etc.
- b) Communication devices like Mobile Phone, Bluetooth, Earphones, Microphone, Pager, Health Band, etc.
- c) Other items like Wallet, Goggles, Handbags, Belt, Cap etc.
- d) Any Watch/Wristwatch, Bracelet, Camera etc.
- e) Any ornaments/metallic items.
- f) Any food items opened or packed, water bottle etc.
- g) Any other item which could be used for unfair means, by hiding communication devices like a microchip, camera, Bluetooth device, etc.

**This list is extensive, but not exhaustive. Candidates are not allowed to bring ANYTHING other than admit card and valid identity card into the examination centre. No arrangement will be made at the Centres for keeping any articles/items belonging to the candidates.**

**Unfair Means of Examination:** Unfair means practice is an activity that allows a candidate to gain an unfair advantage over other candidates. It includes, but is not limited to:

- a) Being in possession of any item or article which has been prohibited or can be used for unfair practices including any stationery item, communication device, accessories, eatables, ornaments, or any other material or information relevant or not relevant to the examination in the paper concerned.
- b) Using someone to write the examination (impersonation) or preparing material for copying.
- c) Breaching examination rules or any instructions issued by ABVMU in regarding the conduct of the CNET 2025 examination from time to time.
- d) Assisting other candidates to engage in malpractices, giving or receiving assistance directly or indirectly of any kind or attempting to do so.
- e) Writing questions or answers on any material other than the answer sheet given at the centre for writing answers.
- f) Tearing of Answer Sheet, any page of the test booklet etc.

- g) Contacting or communicating or trying to do so with any person, other than the Examination Staff, during the examination time in the Examination Centre.
- h) Taking away the answer sheet (Original OMR/Office Copy of OMR) out of the examination hall/room.
- i) Smuggling/Taking out of Question Booklet or its part thereof.
- j) Threatening any of the officials connected with the conduct of the examination or threatening any of the candidates.
- k) Using or attempting to use any other undesirable method or means in connection with the examination.
- l) Manipulation and fabrication of online documents viz. admit card, rank letter, self-declaration etc.
- m) Forceful entry/exit in/from Examination Centre/Hall.
- n) Use or attempted use of any electronic device after entering the Examination Centre; Affixing/uploading of wrong/morphed photographs on the application form/admit card/proforma. Erasing or obliterating any information printed on the OMR Answer Sheet. Providing incorrect information and/or overwriting of the Roll No./ Test Booklet No. / own Name of the Candidate/ Father's Name / Mother's Name / own Signature, on the OMR Answer Sheet.
- o) Making fake claims by manipulating the responses in the OMR sheet by tampering it in any way whatsoever, for the purpose of uploading it to the website and challenging marks obtained before or after the declaration of the result.
- p) Creating obstacles in smooth and fair conduct of the entrance test.
- q) Any other malpractices declared as Unfair means by the University.

**Punishment for using Unfair means practices:**

During the course of, before, or after the examination if a candidate indulges in any of the above or similar practices, he/she shall be deemed to have used unfair practices and booked under UNFAIR MEANS case. The candidate would be debarred from appearing in the examination the next 3 years and shall also be liable for criminal action and /or any other action as deemed appropriate. His/ her result will also be cancelled and will not be declared.

**Cancellation of Result:**

- a) The result of CNET 2025 of the candidate who indulge in Unfair means Practices will be cancelled and will not be declared.
- b) Similarly, the result of those candidate who appear from the Centre other than the one allotted to them, write on the Test booklet/OMR Sheet of other candidates or allow other candidates to write on their Test Booklet/OMR Sheet will be cancelled and will not be declared.



## Result

a) Date of Declaration of results of Entrance Test **will be announced on the** official website of **Atal Bihari Vajpayee Medical University, Uttar Pradesh, Lucknow** ([www.abvmuup.edu.in](http://www.abvmuup.edu.in))

b) The merit list will be prepared on the basis of the marks obtained in the Entrance Test. A combined merit list and category wise merit list will be prepared

c) **The inter-se-merit of candidates for tie-breaking:**

In case of two or more candidates obtain equal marks in the CNET 2025, the inter-se-merit shall be determined as follows:

1. Candidate obtaining higher marks in Section A of the Entrance Examination followed by
2. Candidate obtaining higher marks in Section B of the Entrance Examination followed by
3. Candidate obtaining higher marks in Section C of the Entrance Examination followed by
4. Higher Age (Older)

### Counselling Procedure:

Details regarding Counselling will be available on the University Website after declaration of result.

### Admission:

- a. The selection and allotment of college shall be strictly done on the basis of Post Basic B.Sc. Nursing Course Common Entrance Test (CNET)-2025 merit list through Counselling only.
- b. The candidate, who has qualified for the admission to the Post Basic B.Sc. Nursing Course, shall deposit the prescribed fee on the date notified by the University. Those who fail to do so will lose their claim for admission to the course.
- c. Candidates shall join the course within the specified period.

### Important Note:

- **In case of any dispute, the decision of the Hon'ble Vice Chancellor, ABVMU, UP, Lucknow shall be final.**
- **In case of any legal dispute the jurisdiction will be Lucknow Courts and Judicature of Allahabad High Court, Lucknow Bench only.**
- **In case of any discrepancy in Information Bulletin, the English version will be considered to be final.**

\*\*\*\*\*